

PLEASE READ

Thanks so much for downloading this printable! A quick note before you dive in:

Copyright

This file is for personal use only. Please don't share, sell, or redistribute it. If someone else would like a copy, send them to www.jasmineandthelittles.blog to download their own.

Questions?

Need help or have a question? Feel free to email me at inquiry@jasmineandthelittles.com or visit my site: www.jasmineandthelittles.blog Thanks again! You're doing great 

Jasmine &
THE LITTLES

Note about fonts:

You'll notice that this printable set includes both single-story and double-story versions of the lowercase "a" and "g". The double-story forms (the "fancy" ones you see in older books and most printed texts) are commonly found in traditional fonts like those used in storybooks, newspapers, and classic literature.

While children are typically taught the single-story versions first—especially in handwriting—exposing them to the double-story forms early on can help prevent confusion when they begin reading books with more traditional fonts.

Feel free to use the versions that make the most sense for your child's current stage, but I've included both to support long-term reading recognition and familiarity.



A

a

B

b

C

c

D

d

E

e

F

f

G

g

H

h

I

i

J

j

K

k


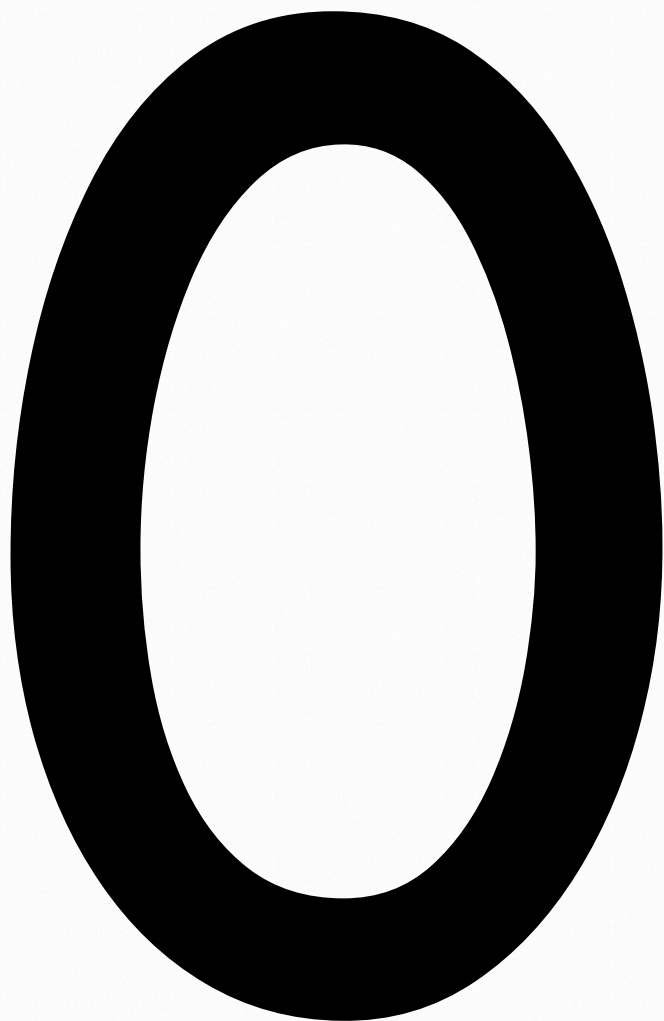


M

m

N

n



P

p

Q


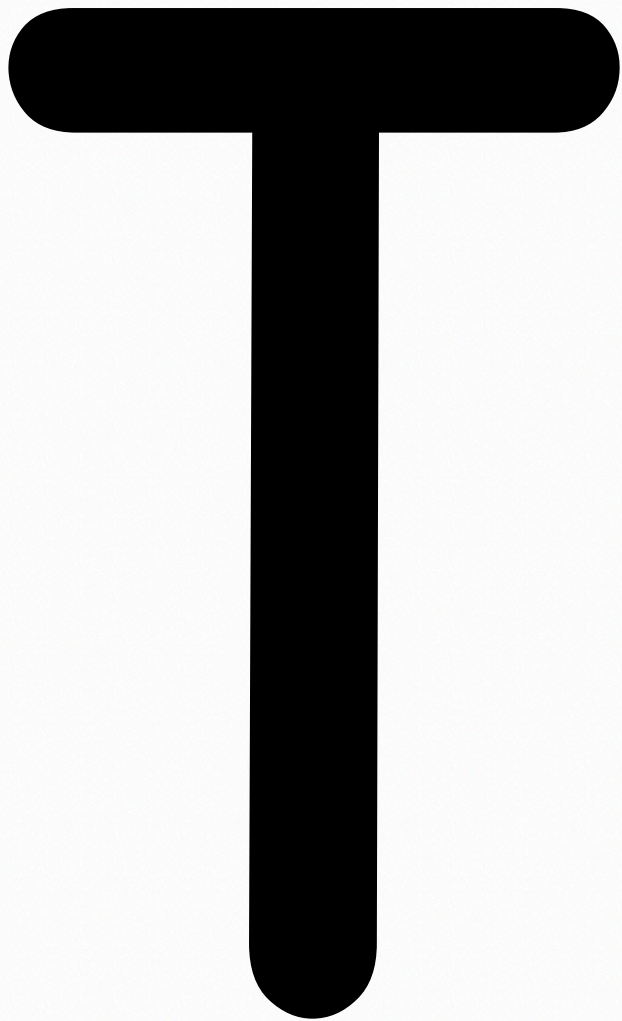
q



R


r

S


s




A large, bold, black uppercase letter 'U' is centered on a white background. The letter has a thick, rounded stroke.A large, bold, black lowercase letter 'u' is centered on a white background. The letter has a thick, rounded stroke, similar to the uppercase 'U' but smaller in size.









Z

z

a

g